



**Performing Arts  
Division –  
Technical Support  
Unit**

**Hong Kong Cultural  
Centre**

10 Salisbury Road  
Tsim Sha Tsui,  
KLN, HK, China

Phone  
852-2734 2009  
Fax  
852-2739 0066

**CONTACTS**

**Carrie Lo**

Senior Manager  
(HKCC/Venue)  
Direct Line  
852- 2734 2821

**Katharine Ng**

Manager  
(HKCC/ House  
Management)  
Direct Line  
852- 2734 2804

**Annie Chan/Michael WU**

Acting Resident  
Technical  
Manager(HKCC)  
rdtmhkcc1@lcsd.gov.hk  
rdtmhkcc2@lcsd.gov.hk

Direct Line  
852- 2734 2814  
Fax Line  
852- 2739 0066

**GENERAL SET-UP**

*The Studio Theatre operates on a 'bare-walls' touring policy. That is, all equipment is normally set-up and struck within the booking period. Hirers are reminded to allow sufficient preparation time to hang theatre masking, rig all stage lighting and set up audio system.*

*Check with our Technical Manager for any other equipment and technical enquiry.*

**Hong Kong Cultural Centre – Studio Theatre  
FULL Technical Information**

V. 2024.04.14

Page 1 of 9



The HKCC Studio Theatre is a flexible space with multiple seating configurations for a variety of productions. Capacity varies between 303 and 496. Primary use is for drama, but dance and music performances as well as recitals and seminars are also presented.

**DIRECTIONS**

**MTR:**

Tsuen Wan Line, Tsim Sha Tsui Station, Exit E

West Rail Line, East Tsim Sha Tsui Station, Exit L6

**Ferry:**

Tsim Sha Tsui Star Ferry

**Bus:**

Hong Kong Cultural Centre Bus Stop: 1, 1A, 2, 6, 7, 8A, 8P, 9

Tsim Sha Tsui Star Ferry Terminus: 1, 1A, 2, 5, 5A, 5C, 5P, 6, 7, 8, 8A, 8P, 9, 28, 234X, 234P

**Nearby Public Car Parks:**

Car Parks in Ocean Terminal, Harbour City, One Peking and The Sun Arcade and K11 MUSEA



**LOADING**

Cargo lift from ground floor:

Door dimension:

2.80 x 1.90m (W x H)  
3.59m (Diagonal)

Lift Dimension:

3.20 x 2.20m (W x H)  
1.83m (Depth)

**STAGE ENTRANCE**

Same entrance as audience,  
from Venue Foyer 4<sup>th</sup> floor

**PARKING**

Permit required





**AUDITORIUM**



**Max. Total Seating:**

- Arena Stage: 496 seats
- Thrust Stage: 303 seats
- Transverse Stage: 382 seats
- End Stage: 321 seats

**Room (no seats)**

**Room Space**

- Width: 13.30m
- Depth: 19.50m
- Area: 259.35m<sup>2</sup>

**Wall to Wall:**

- Width: 18.00m
- Depth: 27.68m
- Area: 499.62m<sup>2</sup>

**ARENA STAGE (seating on four sides of the stage)**

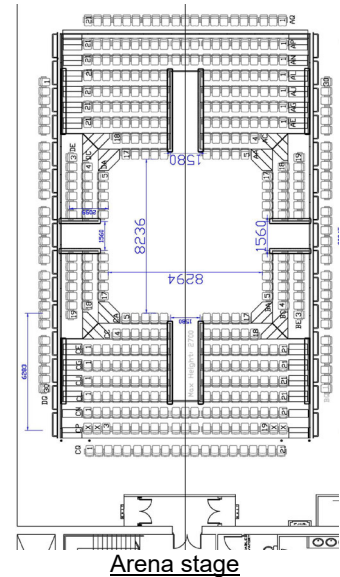
- Width 8.24m
- Depth 8.24m
- Area 67.90m<sup>2</sup>

Vomitory entries can be made available with a loss of 9 or 18 seats. Provided with masking flats and entries flush to the on-stage edge of two gallery sides.

**ARENA SEATING ARRANGEMENT**

West Tier	150
(West Vomitory 18)	
North Tier	45
(North Vomitory 9)	
East Tier	154
(East Vomitory 18)	
South Tier	45
(South Vomitory 9)	
Balcony West	21
Balcony North	30
Balcony East	21
Balcony Southarea	30

Total 496



**THRUST STAGE (seating on three sides of the stage)**

- Stage width overall (wall to wall) 18.00m
- Width between galleries 13.40m
- Width between seats 8.24m
- Overall stage depth 14.90m
- Thrust depth 5.35m
- Stage depth 9.55m
- Area 150.29m<sup>2</sup>

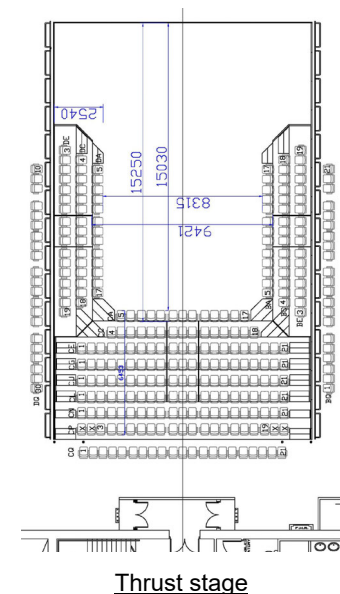
Vomitory entries can be made available with the loss of 9 or 18 seats.

Provided with masking flats and entries flush to the on-stage edge of three gallery sides.

Additional legs, borders and cyclorama cloth, as required, would be set and struck within the booking period.

**THRUST SEATING**

West Tier	150
(West Vomitory 18)	
North Tier	45
(North Vomitory 9)	
South Tier	45





(South Vomitory 9)

Balcony West	21
Balcony North	21
Balcony South	21

Total 303

**TRANSVERSE STAGE (seating on opposite side of the stage area)**

Stage width	13.40m
Depth between seating	8.13m
Area	108.90m <sup>2</sup>

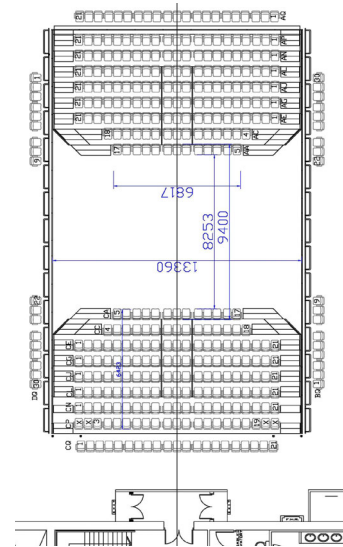
Provided with masking flats and entries flush to the on-stage edge of two gallery sides.

**TRANSVERSE SEATING ARRANGEMENT**

West Tier	150
(West Vomitory 18)	
East Tier	154
(East Vomitory 18)	
Balcony West	21
Balcony East	21
Balcony North	18
Balcony South	18

Total 382

NB : 12 seats on both the North and South Gallery are not facing the performance area. Not suggest to sale those seats.



Transverse stage

**END STAGE (seating on one side of the stage)**

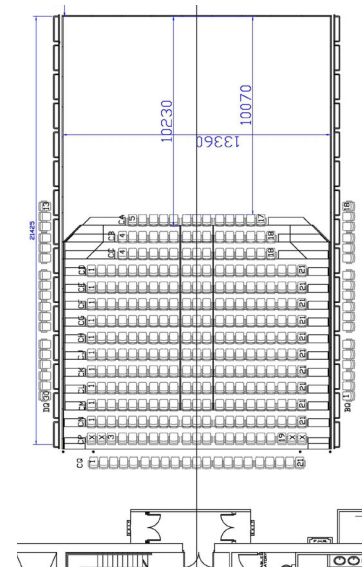
Stage width overall (Wall to Wall)	18.00m
Width between galleries	13.40m
Stage depth	9.88m
Area	132.39m <sup>2</sup>

Provided with masking flats and entry points flush to the on-stage edge of gallery. Additional legs, borders and cyclorama, as required, would be set and struck within the booking period.

**END SEATING**

Main Tier	270
Balcony West	21
Balcony North	15
Balcony South	15

Total 321



End stage

Please note that any unused seating units, masking flats and other stage facilities are stored in designated areas behind the masking flats. Any units moved for a specific production reason must be replaced within the booking period.

**STAGE HEIGHT**

Underside of lighting bridges	8.20m
Underside of grid	9.20m
Underside of stage right gallery	3.40m
Underside of stage left gallery, up stage	3.20m
Underside of stage left gallery, down stage	3.40m
Clearance under stage right gallery	3.00m
Clearance under stage left gallery	2.00m

**STAGE FLOOR**

Flat black surface hardboard	450kg/m <sup>2</sup> SWL
------------------------------	--------------------------



Black masking flat  
Grave trap 3.00m x 1.00m (W x L)(For End Stage, grave trap cannot be used)

**SIDE STAGE**

Not available

**REAR STAGE**

Not available

**STORAGE SPACE**

Very Limited area next to cargo lift

**CROSSOVER**

Passage behind stage and/or seating

**RIGGING**

Bar Diameter	49mm
Spotted hemp sets as required for scenery	8
Chain Hoists (set up & dismantled within hirer's booking period) –	6 (pick up, set up, dismantle and return to storage area by hirer)
Fixed speed electric	
Capacity	250kg SWL
Grid Floor Capacity	250kg/m <sup>2</sup> SWL

***Chain hoists are not available for flying cues in performance***

Extra lighting bars must be hung from chain hoists

**Check with Technical Manager for details and requirements**

**STAGE EQUIPMENT**

**Masking** Black cyclorama cloth with U-shaped track and back projection screen  
Black soft masking – legs, borders  
Braces and weights

**Lifting Equipment** Cougar lift, ladder  
**Chair** 50 Musician chairs, 3 high stools and 30 music stands


**Instrument** YUS 5, Upright 1 Yamaha  
Piano

**DRESSING ROOM**

Level 4 Ladies 12 spaces  
Level 5 Gentlemen 12 spaces  
Both rooms with attached toilets, shower and washbasins.  
1 washing machine and 1 dryer at level 4 dressing room.

**RUNNING WARDROBE**

*Irons & boards and steamers can be loaned from Resident Stage Management*



**Contact Technical Manager for any additional equipment enquiries.**

**LIGHTING**

<b>Dimmer</b>	ETC Sensor 3 Digital Dimmer 2.5kW	152
	ETC Sensor 3 Digital ThruPower Dimmer 3kW	88
	Dimmer room located next to the control room	

**Control Board** ETC Gio Control Console in control room at technical gallery

**Portable Lighting** grandMA3 light (Compatible with Mode 2 and Mode 3, Version Number: v3.9.60.27)



**Console**

**Houselight** Dimmer controlled from the control room

**Circuit** 240 x 2.5kW to 15A 3-pin ample s/o,  
Socket outlets to UK standard respectively on the production lighting boxes, distributed around the stage and lighting bridges.

**Additional Power** **Upstage:** 2 sets of 200Amp-3phase ( include 1 set of 32Amp-3phase socket outlet)  
**Connection must be conducted by a local registered electrical worker.**  
**Hirer shall supply adequate circuit protective devices for all bring in electrical installation.**  
**13A wall-mounted socket outlets at UK standard are provided on the stage.**

<b>LED Automated Lighting</b>	615W	ETC	Lonestar	8
-------------------------------	------	-----	----------	---

**LED Automated Lighting requires time for rigging and address setting. It will be provided only for productions with 6 sessions or more. Hires shall supply their programmer for the equipment's operation.**

<b>Profile</b>	750W	ETC	Source Four 15/30	50
	305W	ETC	Source Four LED Series 3	16
			Lustr 15/30	
	750W	ETC	Source Four 15/30	12 Side light towers
	750W	ETC	Source Four 25/50	18 Side light towers
	750W	ETC	Source Four 25/50	20

<b>Fresnel</b>	750W	ETC	Source 4 (PAR Nel)	20
	2kW	Selecon	Arena	12
	1kW	Selecon	Rama	12
	1kW	Strand	Harmony F	20

<b>Colour Changer</b>		Rainbow	Colour call	16
-----------------------	--	---------	-------------	----

<b>Beamlight</b>	1kW	Kupo/Thomas	PAR64 CP/61	20
		Kupo/Thomas	PAR64 CP/62	20
	RGBL 200W	Altman	AIP 200 LED PAR 6.5/50	20

<b>Cyclorama</b>	RGBA 200W	Altman	LED Cyclorama Wash	4 Top (with yoke)
------------------	-----------	--------	--------------------	-------------------

<b>Groundrow</b>	RGBA 200W	Altman	LED Cyclorama Wash	4 Bottom (without yoke)
------------------	-----------	--------	--------------------	-------------------------

<b>Effects Projector</b>	2.5kW	Robert Juliat	VAFX "325LFX"	2
	Effects disc		Fleecy clouds	2
			Stormy clouds	2
			Rain	2
			Snow	2
			Running water	2
			Flame	2

**Follow Spot** In this venue it is best to use one of the above luminaries to avoid a big difference in light quality between follow spots and the lighting rig. However, 2 x USHIO SAI 500 LED Followspot are available.

**Stand** As required from pool stock



<b>Other</b>	Side lighting towers		6 pre-rigged
	Tower equipment setup:	5(top)	Source 4 15/30
		4	Source 4 25/50
		3	Source 4 25/50
		2	Source 4 25/50
		1 (bottom)	Source 4 15/30
			2000mm*
			1555mm*
			1100mm*
			700mm*
			250mm*
	<b>* = Height the equipment from the centre of lens to the floor</b>		
	Music stand light	20	

Supply of above equipment subject to availability on receipt of a lighting plan.

Equipment availability does vary slightly according to equipment conditions and maintenance. Check with Technical Manager for any updates.

**Hirer will be provided with basic lighting only, from available hung equipment, if technical preparation time is less than 2 hours in the booking.**

All brought-in “Electrical and Stage Lighting Equipment” to be used in LCSD PA venues, shall meet the requirements of “Code of Practice for Electricity (Wiring) Regulations”. Please contact the venue management for any electrical safety concern. Website reference:

[https://www.emsd.gov.hk/en/electricity\\_safety/index.html](https://www.emsd.gov.hk/en/electricity_safety/index.html)

**SOUND**

<b>Sound System</b>	Main Speaker d&b Vi10P (Fix installed)	11
	Surround Speaker d&b Yi10P (Fix installed)	22
	Subwoofer d&b V-GSUB (Mobile)	4
	Front Fill Speaker d&b 44S (Mobile)	8
	Signal processor d&b DS 100 (for d & b soundscape system design)	1
<b>Main Control Console</b>	DIGICO SD10	1
	Mono inputs	28
	Bus output	12
<b>Second Control Console</b>	Soundcraft Vi2000 Digital Console	1
	Mono inputs	28
	Bus output	12
<b>Stage Monitoring</b>	d&b M6	4
	d&b E8	8
<b>Microphone tie line</b>	Tie line boxes at stage left, stage right, stage front, and rear auditorium, each had 16 tie lines DIGICO SD-Mini Rack with 24 analog inputs	
<b>Microphone</b>	Shure Beta 57A	6
	Shure Beta 58A	6
	Shure SM57	2
	Shure SM58	1
	Neumann KM184	4
	Neumann KM185	4
	Neumann KMR 82i	2
	DPA 2011C	4
<b>Wireless Microphone</b>	Sennheiser UHF wireless (Incur extra charges)	6
	Including: Handheld : SKM 5200-II w/ME 5005 cap	6
	Bodypack: SK 5212 w/MKE2 cap	6
	<b>(Maximum 6 wireless mics can be used with a minimum booking of 2 sessions)</b>	
<b>Real Time Tracking</b>	Timax TrackerD4 Sensor	6



<b>of Audio Effect</b>	Timax TrackerD4 Tag	12
<b>Mini-Disc Recorder</b>	Tascam MD-CD1 MK III	2
<b>CD / Solid State Player and Recorder</b>	Tascam SS-CDR250N Tascam SS-R250N	4 2
<b>DVD Recorder</b>	JVC SR-HD2700E	3
<b>Multimedia Projector &amp; Lens</b>	Panasonic PT-D6000ES with 6000 ANSI lumens (incur extra charge)	1
	Lens ET-DLE 250 – 2.24-3.55:1	1
	Lens ET-DLE 080 – 0.77-0.97:1	1
	Lens TKGH 0109-5 – 1.69-2.38:1	1
	Panasonic PT-RQ25K (incur extra charge)	2
	Lens ET-D75LE10 – 1.3-1.7x	2
	Lens ET-D75LE20 – 1.7-2.4x	2
<b>Live Streaming System</b>	Monarch EDGE 4K Multi HD remote production encoder and decoder	1
	Panasonic AW-UE150K 4K integrated PTZ camera (Incur extra charges)	6
	BlackMagic ATEM 4 M/E Broadcast Studio 4K	2
	BlackMagic ATEM 1 M/E Advanced Panel	2
	BlackMagic 4K 12G Hyperdeck Disk Recorder (for SSD recording)	7

**COMMUNICATION**

Stage manager control panel at upstage.	
Single channel wired intercom beltpack	8 sets
Dual channels wired intercom beltpack	1 Set
Single channel wireless intercom beltpack	2 sets
Close Circuit TV System :	
LG22 MT57D 22inches LCD monitor	5 sets

**Prior to booking date, please confirm with Technical Manager for the availability of the equipment. All required equipment will be set-up during the booking sessions; please allow adequate time for equipment set-up before performance or rehearsal**

**2D and 3D CAD drawings are available upon request, please contact the Technical Manager for the files.**



**POOLED LIGHTING EQUIPMENT LIST**  
**for Productions with a Lighting Designer**

<b>Profile</b>	750W	ETC	Source 4 15/30	12		
	750W	ETC	Source 4 25/50	26		
	750W	ETC	Source 4 10°	12		
<b>Beamlight</b>	500W	Strand	Beamlight 500	4		
	1kW	Strand	Beamlight 1000	4		
<b>UV Light</b>	400W	Wildfire	UV-A : WF-401F	4		
<b>Fog Generator</b>		Martin	JEM ZR44 HI-MASS	6		(with fan)
<b>Haze Generator</b>			Unique 2.1	6		
<b>Others</b>			Strobe units	4		
<b>Iris &amp; Gobo Holder</b>		<u>Iris</u>	<u>Holder</u>	<u>Holder</u>	<u>Gobo</u>	<u>Image</u>
<b>Spotlight Applicable</b>		<u>Qty.</u>	<u>Qty.</u>	<u>Type</u>	<u>Size</u>	<u>Size</u>
Robert Juliat 2kW		10	42 (GT)	A	100mm	68-75mm
			22 (CH)	A	100mm	68-75mm
Source Four		90	110	A	100mm	68-75mm
			40	B	86 mm	64.5 mm

Equipment on this list allocated on a **first come first served** basis on presentation of a complete lighting plan.

Pool equipment cannot be reserved for any pending design.

Prior to booking date, please confirm with Technical Manager for the availability of the equipment. All required equipment will be set-up during the booking sessions; please allow adequate time for equipment set-up before performance or rehearsal





**POOLED SOUND EQUIPMENT LIST**

**for Productions with a Sound Designer**

<b>Speaker</b>	Meyer	UPA-1P	4
	Meyer	USW-1P	2
<b>Mixing Console</b>	Soundcraft	Vi 2000	1
	Soundcraft	Compact Stagebox with 32 inputs and 16 outputs	1
<b>Microphone</b>	AKG	C414	6
	Crown	PCC160	10
	DPA	4099	20
	DPA	4006A	2
	DPA	d:facto 4018V	4
	DPA	BLM 4060	2
	Neumann	U87A	2
	Schoeps	MK41g + CMC 5U pre amp.	2
	Sennheiser	MD421-II	6
	Shure	Beta 91	2
	Shure	Beta 87C	2
	Shure	Beta 52A	2
	Sennheiser	E835-S	8
	Austrian Audio	OC818	4
<b>CD player</b>	Denon	DN-C635	4
<b>MD recorder</b>	Sony	MDS-E12	5
<b>CD / Solid State player and recorder</b>	Tascam	SS-CDR200C	2
	Tascam	SS-CDR250N	2
<b>Processor</b>	Lexicon	PCM 92 Effect Processor	1
	Meyer	Galileo 616 Signal Processor	2
	Yamaha	SPX 2000 Effect Processor	1
<b>Audio Description System</b>	Okayo		30
<b>Multimedia Projector Lens</b>	Panasonic	ET-D3LEW50 - 0.7:1	2

Equipment on this list allocated on a first come first served basis on presentation of a complete production audio design.

Pool equipment cannot be reserved for any pending design.

Prior to booking date, please confirm with Technical Manager for the availability of the equipment. All required equipment will be set-up during the booking sessions; please allow adequate time for equipment set-up before performance or rehearsal